

MEDICAID REFORM IN ARIZONA

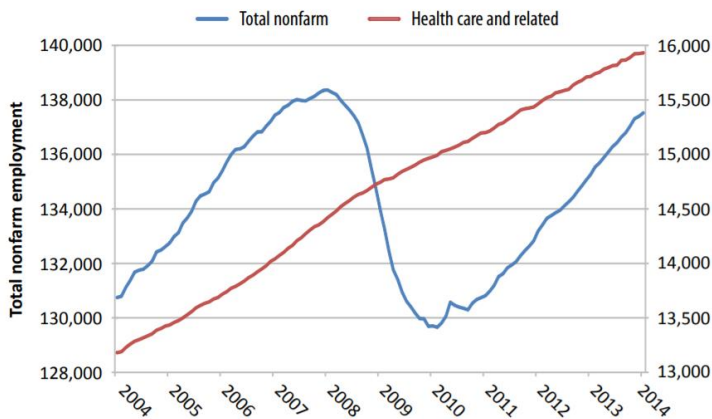
Facts & Questions to Consider

Healthcare is an Economic Driver for Arizona

The healthcare sector represents 15% of all Arizona jobs.ⁱ

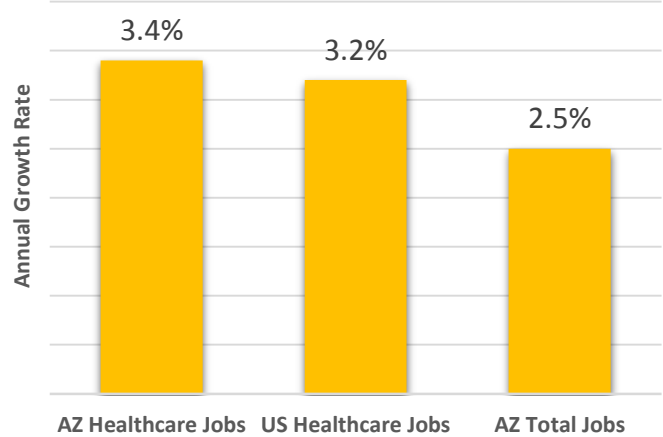
Employment in the healthcare sector continues to grow. During the 2007-09 recession, healthcare employment continued to rise even as overall employment fell.ⁱⁱ

Chart 1: Total nonfarm employment and healthcare and related employment, January 2004–14 (in thousands)



Note: Health care and related include series CEU6562000101, CEU9091622001, CEU9092262201, and CEU9093262201. January 2014 data are preliminary.
Source: U.S. Bureau of Labor Statistics, Current Employment Statistics (wage and salary employment, seasonally adjusted).

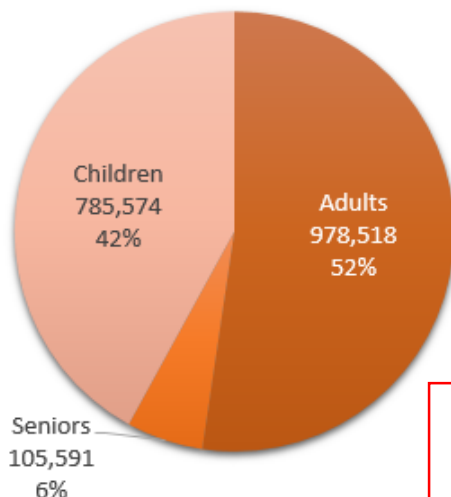
Arizona Healthcare Job Growth (2015)



In 2015, Arizona healthcare jobs increased at a rate of 3.4% – faster than the national average (3.2%) and Arizona employers as a whole (2.5%).ⁱⁱⁱ

Question: How does the Senate’s plan protect Arizona’s economy?

AHCCCS Enrollment



Medicaid Covers Arizona’s Children, Seniors and People with Disabilities

- 42% of AHCCCS members are children.
- Over 105,000 AHCCCS members are seniors.^{iv}
- Over 238,000 AHCCCS members have disabilities (SSI and ALTCS).^v
- 8 out of 10 adults on Medicaid are members of working families.
- 6 out of 10 adults on Medicaid are employed. Of those not working, illness/disability and taking care of household is most-often cited as the reason for unemployment.^{vi}

Question: How does the Senate’s plan protect Arizona’s children, seniors & people with disabilities?

Medicaid Expansion is Embedded in Arizona's Economy

If Arizona is forced to freeze enrollment for Childless Adults and the expansion populations:

- \$2.5B will be removed from Arizona's economy and 383,000 fewer people will be covered by FY23.

If Arizona is forced to freeze expansion and continues Prop 204 coverage:

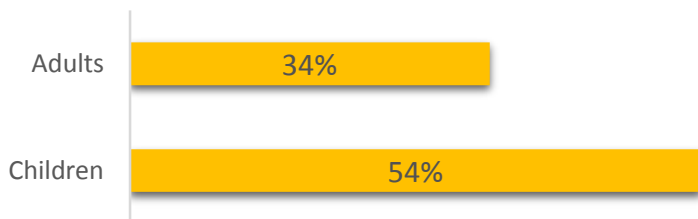
- Coverage will cost Arizona \$478M in FY23, due to the loss of federal matching dollars.^{vii}

AZ Medicaid Expansion Population



Source: AHCCCS ^{vii, xii}

Percent of AHCCCS Adults & Children Living in Rural Arizona



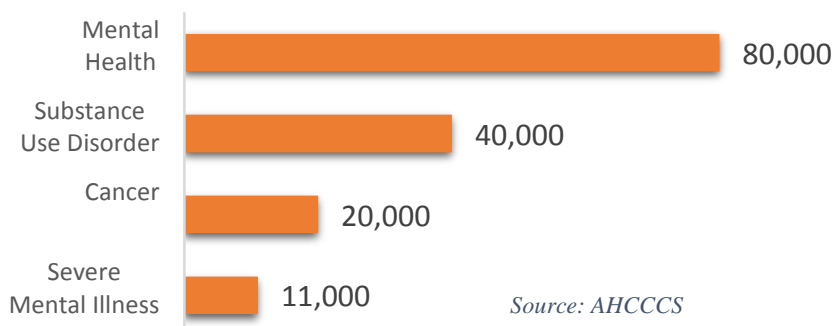
Medicaid Supports Rural Arizona

On average, 54% of AHCCCS children and 34% of AHCCCS adults live in rural Arizona.^{viii} In 2016, over half of all Apache County residents were enrolled in Medicaid, followed closely by Graham, Navajo, and Santa Cruz Counties.^{ix}

Furthermore, 41% of AHCCCS members live in a health professional shortage area – far higher than the national average of 20%.^x

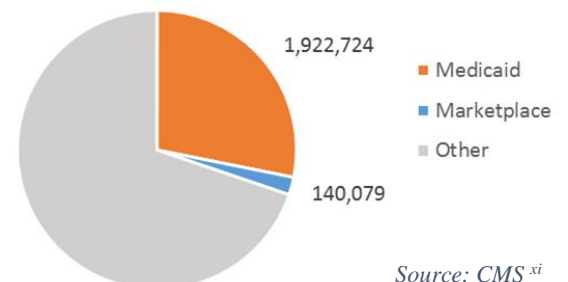
Question: How does the Senate's plan protect Arizona's rural communities?

Health Conditions of AHCCCS Members at Risk of Losing Coverage (# of people)



Source: AHCCCS

Health Insurance Coverage of the Total Population - Arizona 2017



Source: CMS ^{xi}

For more information: Please contact Vitalyst Health Foundation at info@vitalysthealth.org or by calling 602-385-6500.
Vitalyst's Mission: To inform, connect and support efforts to improve the health of individuals and communities in Arizona.

Endnotes

- ⁱ Bureau of Economic Analysis, "Gross domestic product (GDP) by state (millions of current dollars)," Retrieved June 15, 2017.
<<https://www.bea.gov/>>
- ⁱⁱ Bureau of Labor Statistics, "Healthcare: Millions of jobs now and in the future," 2014.
<<https://www.bls.gov/careeroutlook/2014/spring/art03.pdf>>
- ⁱⁱⁱ Arizona Commerce Authority, "Industry Stats from 2014-2015," Retrieved June 15, 2017.
<<http://www.azcommerce.com/industries/bioscience-health-care>>
- ^{iv} AHCCCS, "AHCCCS Population Demographics," April 2017.
https://www.azahcccs.gov/Resources/Downloads/PopulationStatistics/2017/Apr/AHCCCS_Demographics.pdf
- ^v AHCCCS, "AHCCCS Population by Category," June 2017.
<https://www.azahcccs.gov/Resources/Downloads/PopulationStatistics/2017/June/AHCCCS_Population_by_Category.pdf>
- ^{vi} Kaiser Family Foundation, "Understanding the Intersection of Medicaid and Work," February 2017.
<<http://www.kff.org/medicaid/issue-brief/understanding-the-intersection-of-medicaid-and-work/>>
- ^{vii} AHCCCS, "Summary of AHCA Impacts," March, 2017.
<<https://www.azahcccs.gov/Shared/Downloads/News/SummaryOfAHCAImpact170317.pdf>>
- ^{viii} Georgetown University Center for Children and Families, Georgetown University Health Policy Institute, North Carolina Rural Health Research Program, "Medicaid in Small Towns and Rural America: A Lifeline for Children, Families, and Communities," June 2017.
<<https://ccf.georgetown.edu/wp-content/uploads/2017/06/Rural-health-final.pdf>>
- ^{ix} AHCCCS, "AHCCCS Population by County," June 2017.
https://www.azahcccs.gov/Resources/Downloads/PopulationStatistics/2017/June/Members_by_County_Report.pdf
State of Arizona, "July 1, 2016 Population Estimates for Arizona Counties, Incorporated Places and Unincorporated Balance of Counties," July 2016.
< <https://population.az.gov/sites/default/files/documents/files/pop-estimates2016-04pla.pdf>>
- ^x Kaiser Family Foundation, "Factors Affecting States' Ability to Respond to Federal Medicaid Cuts and Caps: Which States Are Most At Risk?" June 2017.
<<http://www.kff.org/report-section/factors-affecting-states-ability-to-respond-to-federal-medicaid-cuts-and-caps-which-states-are-most-at-risk-issue-brief/>>
- ^{xi} Centers for Medicare & Medicaid Services, "2017 Effectuated Enrollment Snapshot," June 2017.
< <https://downloads.cms.gov/files/effectuated-enrollment-snapshot-report-06-12-17.pdf>>
- ^{xii} AHCCCS, "AHCCCS Population Highlights," June 2017.
< https://www.azahcccs.gov/Resources/Downloads/PopulationStatistics/2017/June/AHCCCS_Population_Highlights.pdf>